

Features

- High power handle capability up to 10W
- Wide band operation
- High isolation within operational band
- Low Insertion loss
- Low temperature coefficient ferrite material offer stable performance over temperature
- Aerospace and military application
- High peak to average handle capability
- All specifications can be modified upon request



Parameter	Min.	Typ.	Max.	Units
Frequency Range	18-26.5			GHz
Insertion Loss		1.0	1.6	dB
Isolation (Note 1)	14	15		dB
VSWR		1.5	1.6	:1
Forward Power (CW)			10	W
Rotation	Counter Clockwise			
Input /Output Connectors	2.92mm-Female			
Finish	Nickel Plated			
Case Material	Copper			
Weight	1.1 Max.			ounces
Impedance	50			Ω

Note1 :

Units which have a narrower frequency bandwidth can achieve higher isolation & lower insertion loss

Bandwidth (5 ~10) % x Center Frequency (Isolation >20dB)

Bandwidth (20~30) % x Center Frequency (Isolation >19dB)

Bandwidth (40~60) % x Center Frequency (Isolation >17dB)

Ask manufacture for detail

Environmental Specifications

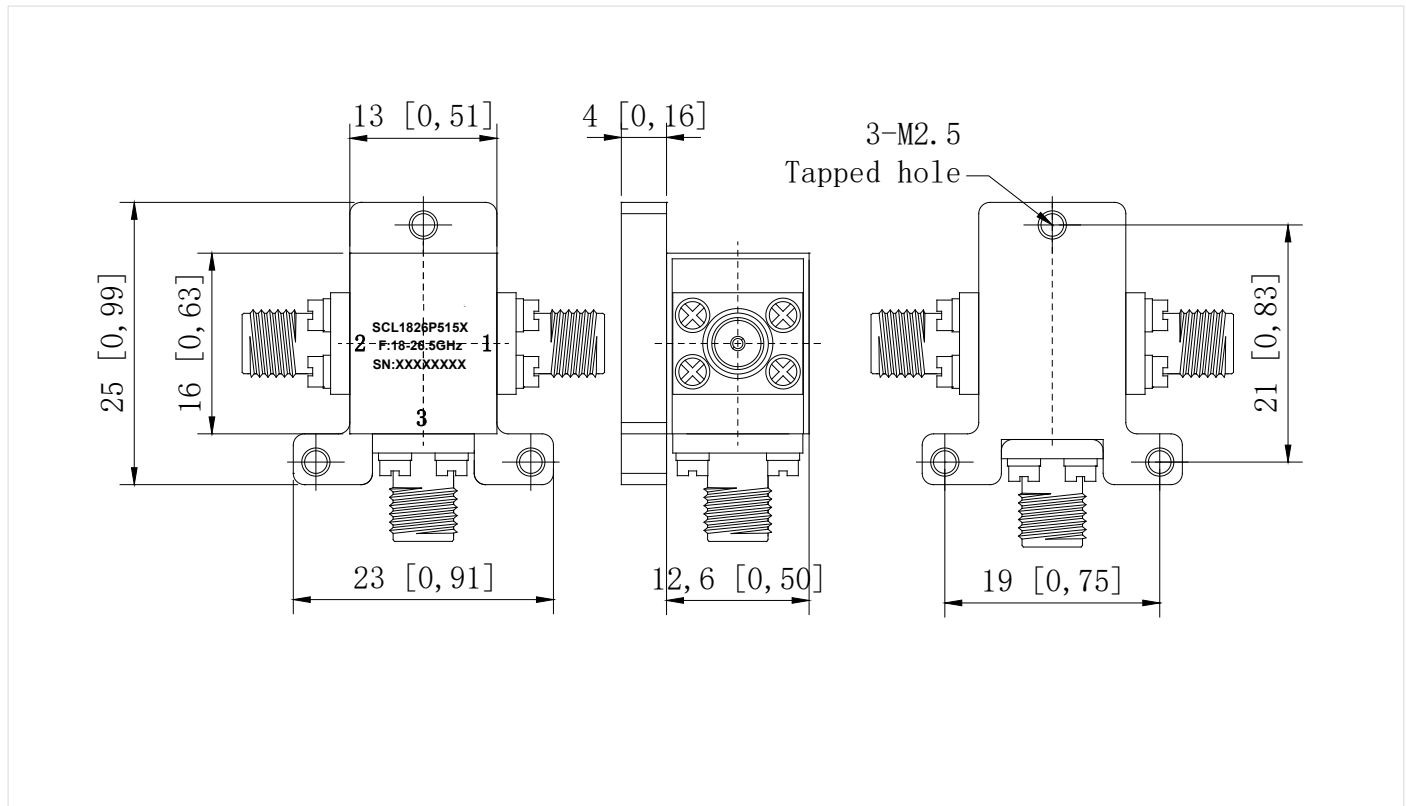
Operational Temperature	-20°C~+70°C
Storage Temperature	-40°C~+85°C
Altitude	30,000 ft. (Epoxy Sealed Controlled environment)
	60,000 ft. 1.0psi min (Hermetically Sealed Un-controlled environment) (Optional)
Vibration	25gRMS (15 degrees 2KHz) endurance, 1 hour per axis
Humidity	100% RH at 35°C, 95%RH at 40°C
Shock	20G for 11msec half sine wave,3 axis both directions

Outline Drawing:

All Dimensions in mm(inches)

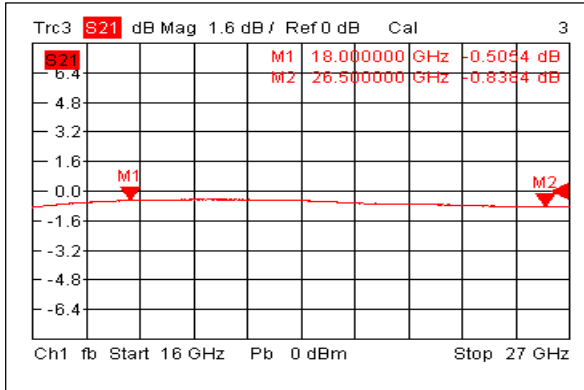
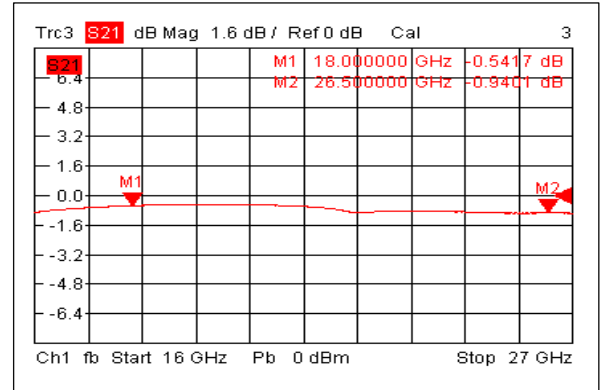
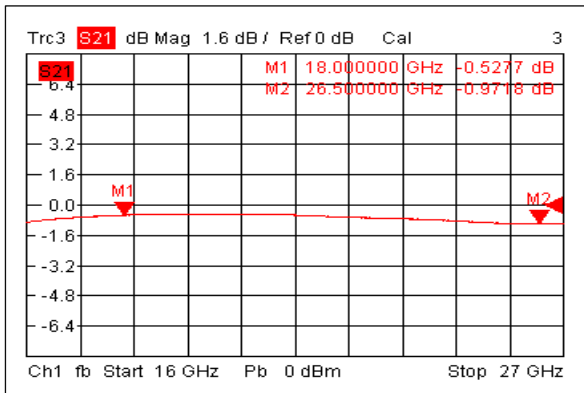
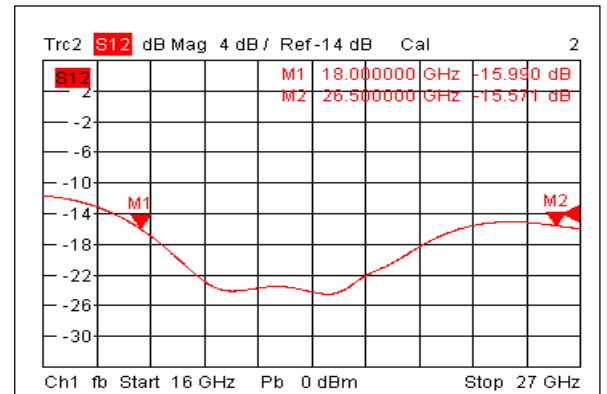
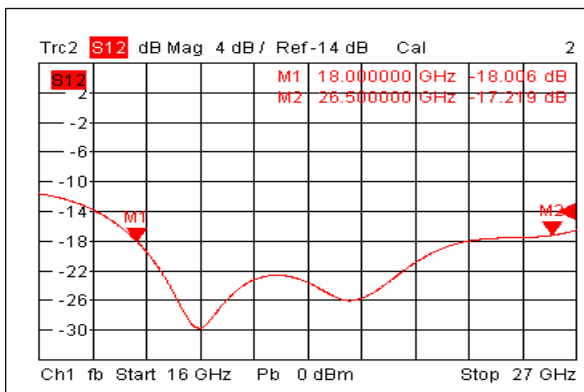
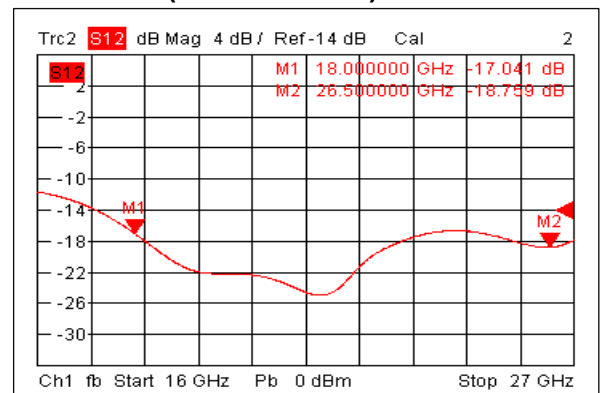
Outline Tolerances ±0.5(0.02)

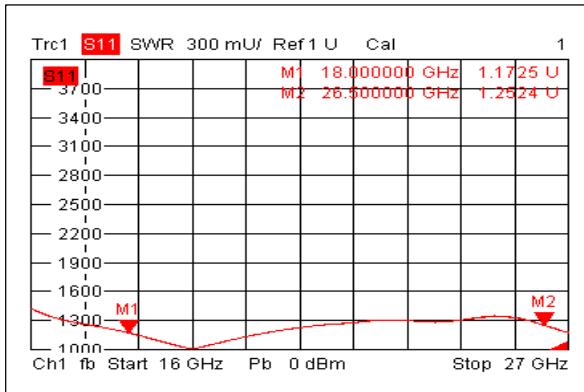
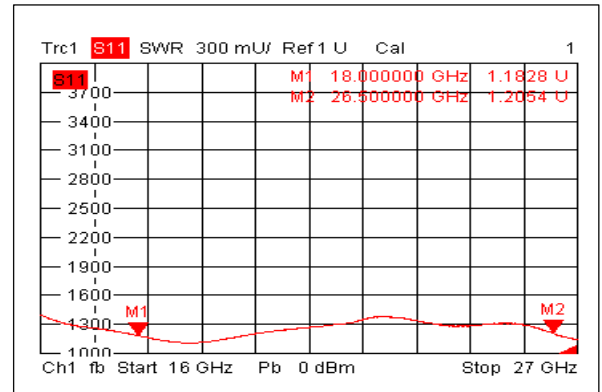
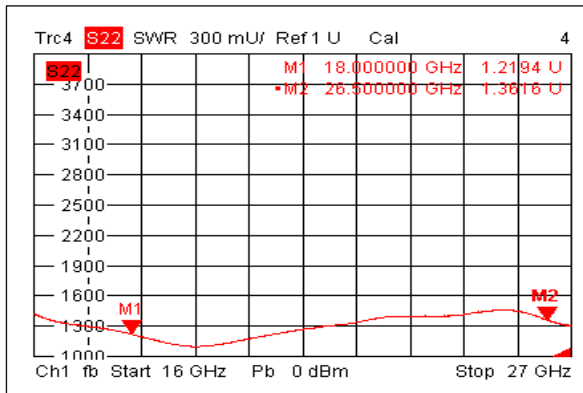
Mounting Holes Tolerances ±0.2(0.008)



Note:

Due to the isolators and circulators belong to magnetic components, please far away from the magnetic matters by over 2 inches when you install or place.

Insertion Loss (Port 1-Port 2)

Insertion Loss (Port 2-Port 3)

Insertion Loss (Port 3-Port 1)

Isolation (Port 2-Port 1)

Isolation (Port 3-Port 2)

Isolation (Port 1-Port 3)


VSWR 1

VSWR 2

VSWR3


Saluki and its affiliates reserve the right to make changes to the product(s) or information contained herein without notice. Visit www.salukitec.com for additional datasheets and product information.